

Vivo BioTech

L i m i t e d
www.vivobio.com
n proteins for zero disease

Date: 19/07/2014

To

Deputy Manager

Dept. of Corporate Services,

Bombay Stock Exchange Limited

P J Towers, Dalal Street,

Fort, MUMBAI - 400001

Sub: Shareholding pattern for the quarter ending 30th June, 2014

Ref: Clause 35 of Listing Agreement, Script Code# 511509


With reference to subject cited above please find enclosed shareholding pattern for the quarter ending 30th June, 2014 as per the Clause 35 of Listing Agreement.


This is for your record and reference.

Thanking you,

Yours faithfully,

For Vivo Bio Tech Limited


Challapalli Varun Kumar
Company Secretary



Vivo BioTech

L i m i t e d
www.vivobio.com
n proteins for zero disease

Name of the Company :VIVO BIOTECH LIMITED

Scrip Code:511509	VIVO BIOTECH LIMITED ,EQUITY		
Quarter Ended: JUN'2014			
Partly Paid-up Shares:	No. of Partly Paid-up Shares:	As a % of total No. of partly paid-up Shares	As a % of total No. of shares of the company
Held by promoter/promoter group	0	0	0
Held by Public	0	0	0
TOTAL:	0	0	0
Outstanding Convertible Securites:	No. of outstanding Securities	As a % of total No. of outstanding convertible securities	As a % of total No. of shares of the company, assuming full conversion of the convertible securities
Held by promoter/promoter group	0	0	0
Held by Public	0	0	0
TOTAL:	0	0	0
Warrants:	No. of Warrants	As a % of total No. of Warrants	As a % of total No. of shares of the company, assuming full conversion of warrants
Held by promoter/promoter group	0	0	0
Held by Public	0	0	0
TOTAL:	0	0	0
Total paid-up capital of the company, assuming full conversion of warrants and convertible securities	9350520		




Table (a) - Statement Showing Share Holding Pattern

Category code	Category of Shareholder	Number of Shareholders	Total Number of shares	Number of shares held in dematerialised form	Total shareholding as a percentage of total number of shares			Shares pledged or otherwise encumbered	
					As a Percentage of (A+B)		As a Percentage of (A+B+C)	As a percentage	
					(VI)	(VII)		(VII)	(IX)=(VIII)/(VII)*100
(I)	(ii)	(iii)	(iv)	(v)	(vi)	(vii)	(viii)	(ix)	
(A)	Shareholding of Promoter and Promoter Group								
1	Indian								
(a)	Individuals/Hindu Undivided Family	227	967033	724186	10.34	0	0	0	0
(b)	Central Government/State Government(s)	0	0	0	0	0	0	0	0
(c)	Bodies Corporate	9	4262050	1595050	45.58	0	0	0	0
(d)	Financial Institutions/Banks	0	0	0	0	0	0	0	0
(e)	Any Others(Specify)	0	0	0	0	0	0	0	0
(e-i)	Mutual Funds	0	0	0	0	0	0	0	0
(e-ii)	Trusts	0	0	0	0	0	0	0	0
	Sub Total (A)(1)	236	5229083	2319236	55.92	0	55.92	0	0
2	Foreign								
(a)	Individuals (Non Resident Individuals/Foreign Individuals)	4	350000	150000	1.6	0	1.6	0	0
(b)	Bodies Corporate	0	0	0	0	0	0	0	0
(c)	Institutions	0	0	0	0	0	0	0	0
(d)	Qualified Foreign Investor	0	0	0	0	0	0	0	0
(e)	Any Others(Specify)	0	0	0	0	0	0	0	0
(e-i)	Overseas Corporate Bodies	1	1035000	1035000	11.07	0	11.07	0	0
(e-ii)		0	0	0	0	0	0	0	0
	Sub Total (A)(2)	5	1185000	1185000	12.67	0	12.67	0	0
	Total Shareholding of Promoter and Promoter Group (A)=(A)(1)+(A)(2)	241	6414083	3504236	68.6	0	68.6	0	0
(B)	Public Shareholding								
1	Institutions								
	Mutual Funds/UTI	0	0	0	0	0	0	0	0
	Financial Institutions/Banks	0	0	0	0	0	0	0	0
	Central Government/State Government(s)	0	0	0	0	0	0	0	0
	Venture Capital Funds	0	0	0	0	0	0	0	0
	Insurance Companies	0	0	0	0	0	0	0	0
	Foreign Institutional Investors	0	0	0	0	0	0	0	0
	Foreign Venture Capital Investors	0	0	0	0	0	0	0	0
	Qualified Foreign Investor	0	0	0	0	0	0	0	0
	Any Others(Specify)	0	0	0	0	0	0	0	0
	Foreign Companies	0	0	0	0	0	0	0	0
	Sub Total (B)(1)	0	0	0	0	0	0	0	0
2	Non-institutions								
	Bodies Corporate	17	1358835	265	14.53	0	14.53	0	0
	Individual shareholders holding nominal share capital upto Rs.1 lakh	5708	261607	18965	2.8	0	2.8	0	0
	Individual shareholders holding nominal share capital in excess of Rs.1 lakh	1	16000	0	0.17	0	0.17	0	0
	Qualified Foreign Investor	0	0	0	0	0	0	0	0

(d)	Any Others[Specify]																	
(d-i)	Non Resident Individuals	0	0	0	0	0	0	0	0	0	0	0	0	0	0	0	0	0
(d-ii)	Overseas Corporate Bodies	1	1300000	0	0	13.9	0	0	0	13.9	0	0	0	0	0	0	0	0
(d-iii)	Trusts	0	0	0	0	0	0	0	0	0	0	0	0	0	0	0	0	0
(d-iv)	Employees	0	0	0	0	0	0	0	0	0	0	0	0	0	0	0	0	0
(d-v)	Clearing Members	0	0	0	0	0	0	0	0	0	0	0	0	0	0	0	0	0
(d-vi)	Foreign Nationals	0	0	0	0	0	0	0	0	0	0	0	0	0	0	0	0	0
	Sub Total (D)(2)	5727	2936437	19230	31.4	31.4	0	0	0	31.4	0	0	0	0	0	0	0	0
	Total Public Shareholding (B)=(B)(1)+(B)(2)	5727	2936437	19230	31.4	31.4	0	0	0	31.4	0	0	0	0	0	0	0	0
	Total (A)+(B)	5968	9350520	3523466	100	100	0	0	0	100	0	0	0	0	0	0	0	0
(C)	Shares held by Custodians and against Depository Receipts Have been issued																	
	1 Shareholding of Promoter and Promoter Group	0	0	0	0	0	0	0	0	0	0	0	0	0	0	0	0	0
	2 Public Shareholding	0	0	0	0	0	0	0	0	0	0	0	0	0	0	0	0	0
	Grand Total (A)+(B)+(C)	5968	9350520	3523466	100	100	0	0	0	100	0	0	0	0	0	0	0	0



Open

(b) Statement showing holding of securities (including shares, warrants, convertible securities) of persons belonging to the category "Promoter and Promoter Group"

Sr No	Name of the Shareholders	Details of shares held		Encumbered shares*			Details of warrants		Details of convertible securities		Total shares (including underlying shares assuming full conversion of warrants and convertible securities) as a % of diluted share capital
		Number of Shares	As a % of grand total (A)+(B)+(C)	Number	As a Percentage (VI)/(V)*100	As a % of grand total (A)+(B)+(C) of sub-clause (iii)	Number of warrants held	As a % total number of warrants of the same class	Number of Convertible securities held	As a % total number of securities of the same class	
(i)	(ii)	(iii)	(iv)	(v)	(vi)	(vii)	(viii)	(ix)	(x)	(xi)	(xii)
1	CRYPTOLOGIC SYSTEMS PRIVATE LIMITED	13450000	14.38	0	0	0	0	0	0	0	14.38
2	NORTHERN UNION LIMITED	10350000	11.07	0	0	0	0	0	0	0	11.07
3	M/S. MAX CELL PHONE COMMUNICATIONS INDIA	8000000	8.56	0	0	0	0	0	0	0	8.56
4	M/S.IRON AGE INDIA LIMITED	6000000	6.42	0	0	0	0	0	0	0	6.42
5	M/S. VBINCH CONSTRUCTION PVT LIMITED	6000000	6.42	0	0	0	0	0	0	0	6.42
6	M/S. P K J SOLUTIONS PVT LTD	6000000	2.67	0	0	0	0	0	0	0	2.67
7	KOMPELLA MADHAVI LATHA	2500000	2.57	0	0	0	0	0	0	0	2.57
8	ANIL KUMAR PINAPALA	1501000	1.61	0	0	0	0	0	0	0	1.61
9	K.VISWANATH	1000500	1.07	0	0	0	0	0	0	0	1.07
10	AARTH COMPTEC LIMITED	1000000	1.07	0	0	0	0	0	0	0	1.07
11	AMIN HOTELS PRIVATE LIMITED	670000	0.72	0	0	0	0	0	0	0	0.72
12	SHRI SHRI RESORTS PRIVATE LIMITED	600000	0.64	0	0	0	0	0	0	0	0.64
13	K S RAVEENDRAN	600000	0.64	0	0	0	0	0	0	0	0.64
14	SIVA PARVATHI	594000	0.64	0	0	0	0	0	0	0	0.64
15	TOOMULURU SITAMMA	500000	0.53	0	0	0	0	0	0	0	0.53
16	A.P. SRINIVAS	500000	0.53	0	0	0	0	0	0	0	0.53
17	M K ESTATES PRIVATE LIMITED	500000	0.53	0	0	0	0	0	0	0	0.53
18	GNANASEKARAN SITTAMPALAM	500000	0.53	0	0	0	0	0	0	0	0.53
19	ANITA R NEELAKANDAM	300000	0.32	0	0	0	0	0	0	0	0.32
20	CROSS SIMON BAYLON DC FERNANDEZ	300000	0.32	0	0	0	0	0	0	0	0.32
21	U.S.SRIKANTH	300000	0.32	0	0	0	0	0	0	0	0.32
22	K. SRINATH	250000	0.27	0	0	0	0	0	0	0	0.27
23	KRISHNA KUMAR RAJU DATLA	24636	0.26	0	0	0	0	0	0	0	0.26
24	JANAMPA	140000	0.15	0	0	0	0	0	0	0	0.15
25	R.VARALAKSHMI	100000	0.11	0	0	0	0	0	0	0	0.11
26	NARASHIMHA BAMBACHANDRA KRUSHIK	100000	0.11	0	0	0	0	0	0	0	0.11
27	ANIL KUMAR PINAPALA	80000	0.09	0	0	0	0	0	0	0	0.09
28	SRI LAKSHMI	80000	0.09	0	0	0	0	0	0	0	0.09
29	K. JAGANMOHAN RAO	50000	0.05	0	0	0	0	0	0	0	0.05
30	K. BINAZA RAO	333	0	0	0	0	0	0	0	0	0
31	KEERTHANA	300	0	0	0	0	0	0	0	0	0
32	V.LALITHA KUMARI	250	0	0	0	0	0	0	0	0	0
33	VIJAYA LAKSHMI VEGESNA	250	0	0	0	0	0	0	0	0	0
34	SATYA NARAYANA RAJU VEGESNA	220	0	0	0	0	0	0	0	0	0
35	SURYABASAYANA IBALI D V S	200	0	0	0	0	0	0	0	0	0
36	DATLA KRISHNA KUMAR RAJU	190	0	0	0	0	0	0	0	0	0
37	SREE RAMA KRISHNA RAO MALLINA	160	0	0	0	0	0	0	0	0	0
38	MANJULA REDDY YEDUGURI	150	0	0	0	0	0	0	0	0	0
39	RAMA KRISHNAM IBALI VEGESNA	150	0	0	0	0	0	0	0	0	0
40	JANNA PURNA CHILUVURI	150	0	0	0	0	0	0	0	0	0
41	VERU GOPAL REDDY VELAGALA	140	0	0	0	0	0	0	0	0	0
42	RAJESWARI PENMATSALA	140	0	0	0	0	0	0	0	0	0
43	PULLA REDDY VELAGALA	140	0	0	0	0	0	0	0	0	0
44	SITA RAMA RAJU CHILUVURI	140	0	0	0	0	0	0	0	0	0
45	RAMA KRISHNA RAJU RUDDHIRA RAJU	140	0	0	0	0	0	0	0	0	0
46	SREE RAMA RAJU DATLA	130	0	0	0	0	0	0	0	0	0
47	JANMAPURNA B.	110	0	0	0	0	0	0	0	0	0
48	RAMA KRISHNA RAJU P	110	0	0	0	0	0	0	0	0	0



[Handwritten signature]

(I) C (i) Statement showing holding of securities (including shares, warrants, convertible securities) of persons belonging to the category "Public" and holding more than 1% of the total number of shares

Sr No	Name of the Shareholders	Number of Shares held	Shares as a percentage of total number of shares (i.e., Grand Total (A)+(B)+(C) indicated in Statement at para (i)(a) above)	Details of warrants		Details of convertible securities		Total shares (including underlying shares assuming full conversion of warrants and convertible securities) as a % of diluted share capital
				Number of warrants held	As a % total number of warrants of the same class	Number of Convertible securities held	As a % total number of securities of the same class	
1	EVERY WEAR IMPORT AND EXPORT PVT LTD	1350000	14.44	0	0	0	0	14.44
2	ELITE CLASS ASSET HOLDINGS LTD	1300000	13.9	0	0	0	0	13.9
	Total:	2650000	28.34	0	0	0	0	28.34




(H.C.)(ii) Statement showing holding of securities (including shares, warrants, convertible securities) of persons (together with PAC) belonging to the category "Public" and holding more than 5% of the total number of shares of the company

Sr No	Name(s) of the Shareholder(s) and Persons Acting in Concert (PAC) with them	Number of Shares held	Shares as a percentage of total number of shares (i.e., Grand Total (A)+(B)+(C) indicated in Statement at para (i)(a) above)	Details of warrants		Details of convertible securities		Total shares (including underlying shares assuming full conversion of warrants and convertible securities) as a % of diluted share capital
				Number of warrants held	As a % total number of warrants of the same class	Number of Convertible securities held	As a % total number of securities of the same class	
1	EVERY WEAR IMPORT AND EXPORT PVT LTD	1350000	14.44	0	0	0	0	14.44
2	ELITE CLASS ASSET HOLDINGS LTD	1300000	13.9	0	0	0	0	13.9
	Total:	2650000	28.34	0	0	0	0	28.34



(d) Statement showing details of locked-in shares

Sr No	Name of the Shareholders	Number of Shares	Shares as a percentage of total number of shares (i.e., Grand Total (A)+(B)+(C) indicated in Statement at para 1)(a) above)	Promoter / Promoter Group / Public
Total:		0	0	



(III) (a) Statement showing details of Depository Receipts (DRs)

Sr No	Type of outstanding DR (ADRs, GDRs, SDRs, etc.)	Number of outstanding DRs	Number of Shares underlying outstanding DRs	Shares underlying outstanding DRs as a percentage of total number of shares (i.e., Grand Total (A)+(B)+(C) indicated in Statement at para (I)(a) above)
Total:		0	0	



(iii) b) Statement showing holding of Depository Receipts (DRs), where underlying shares held by 'promoter/promoter group' are in excess of 1% of the total number of shares

Sr No	Name of the DR Holder	Type of outstanding DR (ADRs, GDRs, SDRs, etc.)	Number of Shares underlying outstanding DRs	Shares underlying outstanding DRs as a percentage of total number of shares(i.e., Grand Total (A)+(B)+(C) indicated in Statement at para (i)(a) above)
				Shares underlying outstanding DRs as a percentage of total number of shares(i.e., Grand Total (A)+(B)+(C) indicated in Statement at para (i)(a) above)
Total:				0



(iii) (a) Statement showing the voting pattern of shareholders if more than one class of shares/securities is issued by the issuer. Give description of voting rights for each class of security

Class X: Equity
Class Y: Not Applicable
Class Z: Not Applicable

Category code	Category of Shareholder	Number of Voting Rights held in each class of securities				Total Voting Rights		Total Voting Rights i.e. (VI)	
		Class X (iii)	Class Y (iv)	Class Z	(v)	(iii)+(iv)+(v) (vi)	As a percentage of (A+B) (vii)	As a percentage of (A+B+C) (viii)	
(I)	(II)								
(A)	Shareholding of Promoter and Promoter Group								
1	Indian								
(a)	Individuals/Hindu Undivided Family	967033	0	0	0	967033	10.34	10.34	
(b)	Central Government/State Government(s)	0	0	0	0	0	0	0	
(c)	Bodies Corporate	4262050	0	0	0	4262050	45.58	45.58	
(d)	Financial Institutions/Banks	0	0	0	0	0	0	0	
(e)	Any Others(Specify)	0	0	0	0	0	0	0	
(e-i)	Mutual Funds	0	0	0	0	0	0	0	
(e-ii)	Trusts	0	0	0	0	0	0	0	
	Sub Total (A)(1)	5229083	0	0	0	5229083	55.92	55.92	
2	Foreign								
(a)	Individuals (Non-Resident Individuals/Foreign Individuals)	150000	0	0	0	150000	1.6	1.6	
(b)	Bodies Corporate	0	0	0	0	0	0	0	
(c)	Institutions	0	0	0	0	0	0	0	
(d)	Qualified Foreign Investor	0	0	0	0	0	0	0	
(e)	Any Others(Specify)	1035000	0	0	0	1035000	11.07	11.07	
(e-i)	Overseas Corporate Bodies	0	0	0	0	0	0	0	
(e-ii)		0	0	0	0	0	0	0	
	Sub Total (A)(2)	1185000	0	0	0	1185000	12.67	12.67	
	Total Shareholding of Promoter and Promoter Group (A)=(A)(1)+(A)(2)	6414083	0	0	0	6414083	68.6	68.6	
(B)	Public Shareholding								
1	Institutions								
(a)	Mutual Funds/UTI	0	0	0	0	0	0	0	
(b)	Financial Institutions/Banks	0	0	0	0	0	0	0	
(c)	Central Government/State Government(s)	0	0	0	0	0	0	0	
(d)	Venture Capital Funds	0	0	0	0	0	0	0	
(e)	Insurance Companies	0	0	0	0	0	0	0	
(f)	Foreign Institutional Investors	0	0	0	0	0	0	0	
(g)	Foreign Venture Capital Investors	0	0	0	0	0	0	0	
(h)	Qualified Foreign Investor	0	0	0	0	0	0	0	
(i)	Any Others(Specify)	0	0	0	0	0	0	0	
(i-i)	Foreign Companies	0	0	0	0	0	0	0	
(i-ii)		0	0	0	0	0	0	0	
	Sub Total (B)(1)	0	0	0	0	0	0	0	
B2	Non-Institutions								
(a)	Bodies Corporate	1356835	0	0	0	1356835	14.53	14.53	



(b)	Individuals holding nominal share capital upto Rs.1 lakh	261602	0	0	261602	2.8	2.8
(f)	Individual shareholders holding nominal share capital in excess of Rs.1 lakh	16000	0	0	16000	0.17	0.17
(i)	Qualified Foreign Investor	0	0	0	0	0	0
(c)	Any Others(Specify)	0	0	0	0	0	0
(d-i)	Non Resident Individuals	0	0	0	0	0	0
(d-ii)	Overseas Corporate Bodies	1300000	0	0	1300000	13.9	13.9
(d-iii)	Trusts	0	0	0	0	0	0
(d-iv)	Employees	0	0	0	0	0	0
(d-v)	Clearing Members	0	0	0	0	0	0
(d-vi)	Foreign Nationals	0	0	0	0	0	0
	Sub Total (B)(2)	2936437	0	0	2936437	31.4	31.4
	Total Public Shareholding (B)-(B)(1)+(B)(2)	2936437	0	0	2936437	31.4	31.4
	Total (A)+(B)	9350570	0	0	9350570	100	100
	Shares held by Custodians and against Depository Receipts						
(C)	have been issued						
	1 Shares holding of Promoter and Promoter Group	0	0	0	0	0	0
	2 Public Shareholding	0	0	0	0	0	0
	Grand Total (A)+(B)+(C)	9350570	0	0	9350570	100	100

(Handwritten signature)