

Date: 20/04/2015

To

Deputy Manager

Dept. of Corporate Services,

Bombay Stock Exchange Limited

P J Towers, Dalal Street,

Fort, MUMBAI - 400001

Sub: Shareholding pattern for the quarter ending 31<sup>st</sup> March, 2015

Ref: Clause 35 of Listing Agreement, Script Code# 511509


With reference to subject cited above please find enclosed shareholding pattern for the quarter ending 31<sup>st</sup> March, 2015 as per the Clause 35 of Listing Agreement.

This is for your record and reference.

Thanking you,

Yours faithfully,

For Vivo Bio Tech Limited

  
  
Challapalli Varun Kumar  
Company Secretary

Name of the Company :VIVO BIOTECH LIMITED			
Scrip Code:511509	VIVO BIOTECH LIMITED		,EQUITY
Quarter Ended: MAR'2015			
<b>Partly Paid-up Shares:</b>	<b>No.of Partly Paid-up Shares:</b>	<b>As a % of total No. of partly paid-up Shares</b>	<b>As a % of total No. of shares of the company</b>
Held by promoter/promoter group	0	0	0
Held by Public	0	0	0
TOTAL:	0	0	0
<b>Outstanding Convertible Securites:</b>	<b>No. of outstanding Securities</b>	<b>As a % of total No. of outstanding convertible securities</b>	<b>As a % of total No. of shares of the company, assuming full conversion of the convertible securities</b>
Held by promoter/promoter group	0	0	0
Held by Public	0	0	0
TOTAL:	0	0	0
<b>Warrants:</b>	<b>No. of Warrants</b>	<b>As a % of total No. of Warrants</b>	<b>As a % of total No. of shares of the company, assuming full conversion of warrants</b>
Held by promoter/promoter group	0	0	0
Held by Public	0	0	0
TOTAL:	0	0	0
<b>Total paid-up capital of the company, assuming full conversion of warrants and convertible securities</b>	9350520		







Table I (a) - Statement Showing Share Holding Pattern

Category code	Category of Shareholder	Number of Shareholders	Total Number of shares	Number of shares held in dematerialised form	Total shareholding as a percentage of total number of shares		Shares pledged or otherwise encumbered	
					As a Percentage of (A+B)1	As a Percentage of (A+B+C)	Number of Shares	As a percentage
(I)	(II)	(III)	(IV)	(V)	(VI)	(VII)	(VII)	(IX)=(VIII)/(IV)* 100
(A)	Shareholding of Promoter and Promoter Group							
1	Indian							
(a)	Individuals/Hindu Undivided Family	11	859500	699500	9.19	9.19	0	0
(b)	Central Government/State Government(s)	0	0	0	0	0	0	0
(c)	Bodies Corporate	9	4262050	1595050	45.58	45.58	0	0
(d)	Financial Institutions/Banks	0	0	0	0	0	0	0
(e)	Any Others(Specify)	0	0	0	0	0	0	0
(e-i)	Mutual Funds	0	0	0	0	0	0	0
(e-ii)	Trusts	0	0	0	0	0	0	0
	Sub Total (A)(1)	20	5121550	2294550	54.77	54.77	0	0
2	Foreign							
(a)	Individuals (Non Resident Indians/Foreign Individuals)	4	150000	150000	1.6	1.6	0	0
(b)	Bodies Corporate	0	0	0	0	0	0	0
(c)	Institutions	0	0	0	0	0	0	0
(d)	Qualified Foreign Investor	0	0	0	0	0	0	0
(e)	Any Others(Specify)	0	0	0	0	0	0	0
(e-i)	Overseas Corporate Bodies	1	1035000	1035000	11.07	11.07	0	0
(e-ii)		0	0	0	0	0	0	0
	Sub Total (A)(2)	5	1185000	1185000	12.67	12.67	0	0
	Total Shareholding of Promoter and Promoter Group (A)=(A)(1)+(A)(2)	25	6306550	3479550	67.45	67.45	0	0
(B)	Public Shareholding							
1	Institutions							
(a)	Mutual Funds/UTI	0	0	0	0	0	0	0
(b)	Financial Institutions/Banks	0	0	0	0	0	0	0
(c)	Central Government/State Government(s)	0	0	0	0	0	0	0
(d)	Venture Capital Funds	0	0	0	0	0	0	0
(e)	Insurance Companies	0	0	0	0	0	0	0
(f)	Foreign Institutional Investors	0	0	0	0	0	0	0
(g)	Foreign Venture Capital Investors	0	0	0	0	0	0	0
(h)	Qualified Foreign Investor	0	0	0	0	0	0	0
(i)	Any Others(Specify)	0	0	0	0	0	0	0
(i-i)	Foreign Companies	0	0	0	0	0	0	0
(i-ii)		0	0	0	0	0	0	0
	Sub Total (B)(1)	0	0	0	0	0	0	0
B2	Non-Institutions							
(a)	Bodies Corporate	16	1358860	290	14.53	14.53	0	0
(b)	Individuals							
(i)	Individual shareholders holding nominal share capital upto Rs.1 lakh	5921	284424	20870	3.04	3.04	0	0
(ii)	Individual shareholders holding nominal share capital in excess of Rs.1 lakh	4	100686	24636	1.08	1.08	0	0
(c)	Qualified Foreign Investor	0	0	0	0	0	0	0
(d)	Any Others(Specify)	0	0	0	0	0	0	0
(d-i)	Non Resident Indians	0	0	0	0	0	0	0
(d-ii)	Overseas Corporate Bodies	1	1300000	0	13.9	13.9	0	0
(d-iii)	Trusts	0	0	0	0	0	0	0
(d-iv)	Employees	0	0	0	0	0	0	0
(d-v)	Clearing Members	0	0	0	0	0	0	0
(d-vi)	Foreign Nationals	0	0	0	0	0	0	0
(d-vii)	Foreign Portfolio Investor (Individuals)	0	0	0	0	0	0	0
(d-viii)	Foreign Portfolio Investor (Corporate)	0	0	0	0	0	0	0
	Sub Total (B)(2)	5942	3043970	45796	32.55	32.55	0	0
	Total Public Shareholding (B)=(B)(1)+(B)(2)	5942	3043970	45796	32.55	32.55	0	0
	Total (A)+(B)	5967	9350520	3525346	100	100	0	0
(C)	Shares held by Custodians and against Depository Receipts have been issued							
1	Shareholding of Promoter and Promoter Group	0	0	0	0	0	0	0
2	Public Shareholding	0	0	0	0	0	0	0
	Grand Total (A)+(B)+(C)	5967	9350520	3525346	100	100	0	0





(1)(b) Statement showing holding of securities (including shares, warrants, convertible securities) of persons belonging to the category "Promoter and Promoter Group"

Sr No	Name of the Shareholders	Details of Shares held		Encumbered shares(*)			Details of warrants		Details of convertible securities		Total shares (including underlying shares assuming full conversion of warrants and convertible securities) as a % of diluted share capital
		Number of Shares	As a % of grand Total (A)+(B)+(C)	Number	As a Percentage (V)/III*1	As a % of grand total (A)+(B)+(C) of sub-clause (I)(a)	Number of warrants held	As a % total number of warrants of the same class	Number of Convertible securities held	As a % total number of securities of the same class	
(i)	(ii)	(iii)	(iv)	(v)	(vi)=	(vii)	(viii)	(ix)	(x)	(xi)	(xii)
1	CRYPTOLOGIC SYSTEMS PRIVATE LIMITED	1345000	14.38	0	0	0	0	0	0	0	14.38
2	NORTHERN UNION LIMITED	1035000	11.07	0	0	0	0	0	0	0	11.07
3	M/S. MAX CELL PHONE COMMUNICATIONS INDIA	800000	8.56	0	0	0	0	0	0	0	8.56
4	M/S. IRON AGE INDIA LIMITED	600000	6.42	0	0	0	0	0	0	0	6.42
5	M/S. VIRINCHI CONSTRUCTION PVT LIMITED	600000	6.42	0	0	0	0	0	0	0	6.42
6	M/S. P.K.I SOLUTINS PVT LTD	600000	6.42	0	0	0	0	0	0	0	6.42
7	ANIL KUMAR PINAPALA	250000	2.67	0	0	0	0	0	0	0	2.67
8	KOMPELLA MADHAVI LATHA	250000	2.67	0	0	0	0	0	0	0	2.67
9	K VISWANATH	150100	1.61	0	0	0	0	0	0	0	1.61
10	AARTHI COMPTEC LIMITED	100050	1.07	0	0	0	0	0	0	0	1.07
11	AMIN HOTELS PRIVATE LIMITED	100000	1.07	0	0	0	0	0	0	0	1.07
12	SHRI SHRI RESORTS PRIVATE LIMITED	67000	0.72	0	0	0	0	0	0	0	0.72
13	SIVA PARVATHI	60000	0.64	0	0	0	0	0	0	0	0.64
14	K S RAVENDRAN	60000	0.64	0	0	0	0	0	0	0	0.64
15	TOOMULURU SITAMMA	59400	0.64	0	0	0	0	0	0	0	0.64
16	M.N.ESTATES PRIVATE LIMITED	50000	0.53	0	0	0	0	0	0	0	0.53
17	U.S.SRIKANTH	30000	0.32	0	0	0	0	0	0	0	0.32
18	GNANASEKARAN SITTAMPALAM	30000	0.32	0	0	0	0	0	0	0	0.32
19	ANITA R NEELAKANDAN	30000	0.32	0	0	0	0	0	0	0	0.32
20	CROSS SIMON BAYLON DC FERNANDEZ	30000	0.32	0	0	0	0	0	0	0	0.32
21	K. SRINATH	25000	0.27	0	0	0	0	0	0	0	0.27
22	JANAMMA	14000	0.15	0	0	0	0	0	0	0	0.15
23	SRI LAKSHMI	8000	0.09	0	0	0	0	0	0	0	0.09
24	K. JAGANMOHAN RAO	8000	0.09	0	0	0	0	0	0	0	0.09
25	K. DINAZA RAO	5000	0.05	0	0	0	0	0	0	0	0.05
	<b>Total:</b>	<b>6306550</b>	<b>67.45</b>	<b>0</b>	<b>0</b>	<b>0</b>	<b>0</b>	<b>0</b>	<b>0</b>	<b>0</b>	<b>67.45</b>

(\*) The term "encumbrance" has the same meaning as assigned to it in regulation 28(3) of the SAST Regulations, 2011.



(I)( C )(i) Statement showing holding of securities (including shares, warrants, convertible securities) of persons belonging to the category "Public" and holding more than 1% of the total number of shares

Sr No	Name of the Shareholders	Number of Shares held	Shares as a percentage of total number of shares (i.e., Grand Total (A)+(B)+( C ) indicated in Statement at para (I)(a) above)	Details of warrants		Details of convertible securities		Total shares (including underlying shares assuming full conversion of warrants and convertible securities) as a % of diluted share capital
				Number of warrants held	As a % total number of warrants of the same class	Number of Convertible securities held	As a % total number of securities of the same class	
1	EVERY WEAR IMPORT AND EXPORT PVT LTD	1350000	14.44	0	0	0	0	14.44
2	ELITE CLASS ASSET HOLDINGS LTD	1300000	13.9	0	0	0	0	13.9
<b>Total:</b>		<b>2650000</b>	<b>28.34</b>	<b>0</b>	<b>0</b>	<b>0</b>	<b>0</b>	<b>28.34</b>

(I)( C )(ii) Statement showing holding of securities (including shares, warrants, convertible securities) of persons (together with PAC) belonging to the category "Public" and holding more than 5% of the total number of shares of the company

Sr No	Name(s) of the Shareholder(s) and Persons Acting in Concert (PAC) with them	Number of Shares held	Shares as a percentage of total number of shares (i.e., Grand Total (A)+(B)+( C ) indicated in Statement at para (I)(a) above)	Details of warrants		Details of convertible securities		Total shares (including underlying shares assuming full conversion of warrants and convertible securities) as a % of diluted share
				Number of warrants held	As a % total number of warrants of the same class	Number of Convertible securities held	As a % total number of securities of the same class	
1	EVERY WEAR IMPORT AND EXPORT PVT LTD	1350000	14.44	0	0	0	0	14.44
2	ELITE CLASS ASSET HOLDINGS LTD	1300000	13.9	0	0	0	0	13.9
<b>Total:</b>		<b>2650000</b>	<b>28.34</b>	<b>0</b>	<b>0</b>	<b>0</b>	<b>0</b>	<b>28.34</b>

(I)( d ) Statement showing details of locked-in shares

Sr No	Name of the Shareholders	Number of Shares	Shares as a percentage of total number of shares (i.e., Grand Total (A)+(B)+( C ) indicated in Statement at para (I)(a) above)	Promoter / Promoter Group / Public
<b>Total:</b>		<b>0</b>	<b>0</b>	

(II)( a ) Statement showing details of Depository Receipts (DRs)

Sr No	Type of outstanding DR (ADRs, GDRs, SDRs, etc.)	Number of outstanding DRs	Number of Shares underlying outstanding DRs	Shares underlying outstanding DRs as a percentage of total number of shares (i.e., Grand Total (A)+(B)+( C ) indicated in Statement at para (I)(a) above)
<b>Total:</b>		<b>0</b>	<b>0</b>	<b>0</b>

(II)( b ) Statement showing holding of Depository Receipts (DRs), where underlying shares held by 'promoter/promoter group' are in excess of 1% of the total number of shares

Sr No	Name of the DR Holder	Type of outstanding DR (ADRs, GDRs, SDRs, etc.)	Number of Shares underlying outstanding DRs	Shares underlying outstanding DRs as a percentage of total number of shares (i.e., Grand Total (A)+(B)+( C ) indicated in Statement at para (I)(a) above)
<b>Total:</b>			<b>0</b>	<b>0</b>





(III) (a) Statement showing the voting pattern of shareholders if more than one class of shares/securities is issued by the issuer. Give description of voting rights for each class of security

Class X: Equity

Class Y: Not Applicable

Class Z: Not Applicable

Category code	Category of Shareholder	Number of Voting Rights held in each class of securities			Total Voting Rights (III+IV+V) (VI)	Total Voting Rights i.e. (VI)	
		Class X (III)	Class Y (IV)	Class Z (V)		As a percentage of (A+B) (VII)	As a percentage of (A+B+C) (VIII)
(I)	(II)						
(A)	Shareholding of Promoter and Promoter Group						
1	Indian						
(a)	Individuals/Hindu Undivided Family	859500	0	0	859500	9.19	9.19
(b)	Central Government/State Government(s)	0	0	0	0	0	0
(c)	Bodies Corporate	4262050	0	0	4262050	45.58	45.58
(d)	Financial Institutions/Banks	0	0	0	0	0	0
(e)	Any Others(Specify)	0	0	0	0	0	0
(e-i)	Mutual Funds	0	0	0	0	0	0
(e-ii)	Trusts	0	0	0	0	0	0
	Sub Total (A)(1)	5121550	0	0	5121550	54.77	54.77
2	Foreign						
(a)	Individuals (Non Resident Indians/Foreign Individuals)	150000	0	0	150000	1.6	1.6
(b)	Bodies Corporate	0	0	0	0	0	0
(c)	Institutions	0	0	0	0	0	0
(d)	Qualified Foreign Investor	0	0	0	0	0	0
(e)	Any Others(Specify)	0	0	0	0	0	0
(e-i)	Overseas Corporate Bodies	1035000	0	0	1035000	11.07	11.07
(e-ii)		0	0	0	0	0	0
	Sub Total (A)(2)	1185000	0	0	1185000	12.67	12.67
	Total Shareholding of Promoter and Promoter Group (A)=(A)(1)+(A)(2)	6306550	0	0	6306550	67.45	67.45
(B)	Public Shareholding						
1	Institutions						
(a)	Mutual Funds/UTI	0	0	0	0	0	0
(b)	Financial Institutions/Banks	0	0	0	0	0	0
(c)	Central Government/State Government(s)	0	0	0	0	0	0
(d)	Venture Capital Funds	0	0	0	0	0	0
(e)	Insurance Companies	0	0	0	0	0	0
(f)	Foreign Institutional Investors	0	0	0	0	0	0
(g)	Foreign Venture Capital Investors	0	0	0	0	0	0
(h)	Qualified Foreign Investor	0	0	0	0	0	0
(i)	Any Others(Specify)	0	0	0	0	0	0
(i-i)	Foreign Companies	0	0	0	0	0	0
(i-ii)		0	0	0	0	0	0
	Sub Total (B)(1)	0	0	0	0	0	0
B2	Non-Institutions						
(a)	Bodies Corporate	1358860	0	0	1358860	14.53	14.53
(b)	Individuals						
(i)	Individual shareholders holding nominal share capital upto Rs.1 lakh	284424	0	0	284424	3.04	3.04
(ii)	Individual shareholders holding nominal share capital in excess of Rs.1 lakh	100686	0	0	100686	1.08	1.08
(c)	Qualified Foreign Investor	0	0	0	0	0	0
(d)	Any Others(Specify)	0	0	0	0	0	0
(d-i)	Non Resident Indians	0	0	0	0	0	0
(d-ii)	Overseas Corporate Bodies	1300000	0	0	1300000	13.9	13.9
(d-iii)	Trusts	0	0	0	0	0	0
(d-iv)	Employees	0	0	0	0	0	0
(d-v)	Clearing Members	0	0	0	0	0	0
(d-vi)	Foreign Nationals	0	0	0	0	0	0
(d-vii)	Foreign Portfolio Investor (Individuals)	0	0	0	0	0	0
(d-viii)	Foreign Portfolio Investor (Corporate)	0	0	0	0	0	0
	Sub Total (B)(2)	3043970	0	0	3043970	32.55	32.55
	Total Public Shareholding (B)=(B)(1)+(B)(2)	3043970	0	0	3043970	32.55	32.55
	Total (A)+(B)	9350520	0	0	9350520	100	100
(C)	Shares held by Custodians and against Depository Receipts have been issued						
1	Shareholding of Promoter and Promoter Group	0	0	0	0	0	0
2	Public Shareholding	0	0	0	0	0	0
	Grand Total (A)+(B)+(C)	9350520	0	0	9350520	100	100

